

A whimsical illustration for a summer break announcement. The background is a light beige color. In the top left, a pink butterfly with blue and red spots is flying near a green vine. In the top right, a large blue cloud has three yellow stars hanging from it. On the left side, a pink balloon with a face and rosy cheeks is tied to a string. At the bottom left, a rainbow with yellow, pink, and blue bands arches over a white cloud and a blue cloud. In the bottom right, another pink butterfly with blue spots is flying near a purple vine. The text 'Summer Break' is written in a pink, rounded font in the center, with the dates '25th May - 30th June 2024' in a smaller blue font below it.

Summer Break

25th May - 30th June 2024



Dear Parents..

Summer holidays are here again to give us respite from scorching heat . We hope children will enjoy their vacation time as well as hone their skills.....

Children learn through experiences and play. There are many ways in which you can support them in gaining knowledge and understanding as well as strengthen the parent child bond. Some things that you as a parent can do are

- ✓ Play simple games with your child.
- ✓ Make simple conversations.
- ✓ Involve them in little household chores.
- ✓ Recite a story to them.





Summer

By: Nicolette Lennert

Summer, summer
Time for fun
We run all day
In the hot, hot sun






Summer, summer
Jump in the pool
Eat a lot of ice cream
To keep cool





Holidays
Homework
(BalVatika -3)



• **English-** Write cursive a-z (3 times) and page number 4,5,6,7 in holiday homework book.

• **Rhymes-** Thank you God,
Lets make a jolly pair.


• **Reading-** CVC words with short a sound.


• **Hindi-**

• दो, तीन, चार अक्षर वाले शब्द और वाक्य पढ़ो और लिखो।

• Page number 66,67,68,69,70 in holiday homework book.



- 
- **Maths-** Forward counting 1-50 and backward counting 30-1 (2 times). Page number 18,19 in holiday homework book.
 - **EVS-** Page number 34,35,36 in holiday homework book .
 - **Art and craft-** Page number 50,51,52,53,54 in holiday homework book.



Make a calendar page of
your birthday month in
white A4 sheet or on a
chart.

Colour all the ...

Mondays - Green

Tuesdays - Blue

Wednesdays - Orange

Thursdays - Pink

Fridays - Brown

Saturdays - Yellow

Sundays - Red

“Stick in your Math’s
notebook.”

